





BALANCE SHEET

Year Ended	Dec 31, 2014	Dec 31, 2013
Assets		
Property and Equipment		
Buildings	236	236
Other Fixed Assets	15	17
Construction in progress	325	176
Total Net Property and Equipment	576	429
Receivables — Long term	1 223	1 223
Investment — Long term	5	5
Total Long Term Assets	1 804	1 657
Current Assets		
Prepays and other current assets		
Merchandise Inventory	15	11
Total Current Assets	15	11
Receivables — Short term		119
HFHI Designated Receivable		
Other Short-Term Receivable	146	119
Total receivables — Short - term	146	119
Cash and Cash Equivalents		35
Petty Cash		
Cash - Current Account in BGN	199	35
Cash - Current Account in foreign currency		
Total Cash and Cash Equivalents	199	35
Total current assets	360	165
Total Assets	2 164	1 822
Liabilities and Fund Balance		
Prior Period Fund Balance		
Capital	232	232
Prior Year and Period Fund Balance	359	359
Total Income less Total Expenses	217	
Total Prior Period Fund Balance	808	591
Long-term Liabilities	1 222	1 229
Current Liabilities		
Payables to suppliers	4	
Taxes Payable	4	2
Wages Payable	12	
Social security	42	
Other Current Liabilities		
Total Current Liabilities	62	2
Financing and deferred income	72	
Total Liabilities and Fund Balance	2 164	1 822
Executive director:	 Mincho Benov	
Compiler:	 Boyka Parusheva	
date:	17.02.2015	
Auditor:	 Stoyan Donev 28.04.2015г.	

STATEMENTS OF INCOME

Year Ended	Dec 31, 2014	Dec 31, 2013
Income		
Contributions and Transfers		
Cash received from donation	638	466
Interest Revenue	2	2
Gain on Foreign Currency		1
Profit from business	18	18
Other		
Total Income	658	487
Expenses		
Donation		6
Program activity expenses	395	259
Administrative expenses	40	44
Interest expenses		1
Bank Charges	2	2
Loss on Foreign Currency	4	7
	441	319
Total Income less Total Expenses	217	168

Executive director:


Mincho Benov

Compiler:


Boyka Parusheva

date: 17.02.2015

Auditor:


Stoyan Donev



0509 Стоян Донеv
Регистриран одитор

STATEMENT OF CHANGES IN EQUITY

Year ended 31 December 2014

	Share capital	Reserves	Retained earnings	Total
Balance at 01 January 2013	232	191		423
Total comprehensive income for the period			168	
Balance at 31 December 2013	232	191	168	591
Balance at 01 January 2014	232	191	168	591
Total comprehensive income for the period		168	-168	0
Total comprehensive income for the period			217	217
Balance at 31 December 2014	232	359	217	808

Executive director:

Mincho Benov

Compiler:

Boyka Parusheva

date: 17.02.2015

Auditor:

Stoyan Donev

28.04.2015r.



STATEMENTS OF CASH FLOWS

Year Ended	Dec 31, 2014	Dec 31, 2013
Operating activities		
Cash received from donation	357	466
Cash received from business	20	20
Other cash received	343	66
Cash paid to suppliers	-313	
Cash paid to employees	-160	-142
Cash applied to operations		-57
Other	-83	-373
	164	-20
Investing activities		
Purchases of investments		
Proceeds from sales and maturities of investments		
Loans to affiliates		
Repayments from affiliates		
Purchases of land, buildings and equipment		
Proceeds from sale of land, buildings, and equipment		
Net cash used in investing activities	0	0
Financing activities		
Proceeds from notes payable		
Principal repayments on notes payable		
Increase in annuity obligation		
Payments of annuity obligation		
Proceeds from issuance of investor notes payable		
Payments on investor notes payable		
Net cash provided by financing activities	0	0
Increase (decrease) in cash and cash equivalents	164	-20
Cash and cash equivalents:		
Beginning of year	35	55
End of year	199	35

Executive director:

Mincho Benov

Compiler:

Boyka Parusheva

date: 17.02.2015

Auditor:

Stoyan Donev

28.04.2015r.

0509 Стоян Донеv
Регистриран одитор