

BALANCE SHEET

Year Ended	Dec 31, 2016	Dec 31, 2015
Assets		
Property and Equipment		
Buildings	439	236
Other Fixed Assets	5	9
Construction in progress	236	366
Total Net Property and Equipment	680	611
Intangible assets	11	12
Total fixed assets	691	623
Receivables — Long term	-	-
Investment — Long term	5	5
Total Long Term Assets	696	628
Current Assets		
Prepays and other current assets	24	-
Merchandise Inventory	32	23
Total Current Assets	56	23
Receivables — Short term		
HFHI Designated Receivable	1	5
Other Short-Term Receivable	99	170
Total receivables — Short - term	100	175
Cash and Cash Equivalents		
Petty Cash		
Cash - Current Account in BGN	210	268
Cash - Current Account in foreign currency	-	-
Total Cash and Cash Equivalents	210	268
Total current assets	366	466
Total Assets	1,062	1,094
Liabilities and Fund Balance		
Prior Period Fund Balance		
Capital	232	232
Prior Year and Period Fund Balance	813	576
Total Income less Total Expenses	14	237
Total Prior Period Fund Balance	1,059	1,045
Long-term Liabilities	-	-
Current Liabilities		
Payables to suppliers	-	-
Taxes Payable	-	-
Wages Payable	-	11
Social security	3	22
Other Current Liabilities	-	16
Total Current Liabilities	3	49
Financing and deferred income	-	-
Total Liabilities and Fund Balance	1,062	1,094

Executive director:

Mincho Benov

Compiler:

Boyka Parusheva

date: 20.02.2017

Auditor:

Stoyan Donchev



STATEMENTS OF INCOME

Year Ended	Dec 31, 2016	Dec 31, 2015
Income		
Contributions and Transfers		
Cash received from donation	393	553
Interest Revenue	2	4
Gain on Foreign Currency	2	2
Profit from business	-	18
Other	5	11
Total Income	402	588
Expenses		
Donation		
Program activity expenses	307	286
Administrative expenses	77	62
Interest expenses	1	-
Bank Charges	1	2
Loss on Foreign Currency	2	1
	388	351
Total Income less Total Expenses	14	237

Executive director:

Mincho Benov

Compiler:


Boyka Parusheva

date: 20.02.2017

Auditor:

Stoyan Donev

27.04.2017



STATEMENTS OF CASH FLOWS

Year Ended	Dec 31, 2016	Dec 31, 2015
Operating activities		
Cash received from donation	393	553
Cash received from business	-	20
Other cash received	5	11
Cash paid to suppliers	-180	-239
Cash paid to employees	-242	-222
Other	-34	-54
Net cash used in operating activities	-58	69
Investing activities		
	-	-
Financing activities		
	-	-
Increase (decrease) in cash and cash equivalents	-58	69
Cash and cash equivalents:		
Beginning of year	268	199
End of year	<u>210</u>	<u>268</u>

Executive director:

Mincho Benov

Compiler:

Boyka Parusheva

date: 20.02.2017

27.04.2017

Auditor:

Stoyan Donev




STATEMENT OF CHANGES IN EQUITY


Year ended 31 December 2015

	Share capital	Reserves	Retained earnings	Total
Balance at 01 January 2015	<u>232</u>	<u>359</u>	<u>217</u>	<u>808</u>
Prior Year and Period Fund Balance		<u>217</u>	-217	-
Total Income less Total Expenses for the period			<u>237</u>	<u>237</u>
Balance at 31 December 2015	<u><u>232</u></u>	<u><u>576</u></u>	<u><u>237</u></u>	<u><u>1,045</u></u>
Balance at 01 January 2016	<u>232</u>	<u>576</u>	<u>237</u>	<u>1045</u>
Prior Year and Period Fund Balance		<u>237</u>	-237	-
Total Income less Total Expenses for the period			<u>14</u>	<u>14</u>
Balance at 31 December 2016	<u><u>232</u></u>	<u><u>813</u></u>	<u><u>14</u></u>	<u><u>1,059</u></u>

Executive director:


Mincho Benov

Compiler:


Boyka Parusheva

date: 20.02.2017

27.04.2017

Auditor:

Stoyan Donev

